
























# NetLab Pod 1

## CIS Lab Spring 2007

POD 1 - STATUS				
POD ID	POD NAME	STATUS	ACTIVITY	POD TYPE
1	POD 1: CIS 185 (2621)	 ONLINE	IDLE	<b>CUATRO ROUTER POD</b>  4 routers, PCs






POD 1 - ROUTERS, SWITCHES, AND FIREWALLS (click on the GO buttons to reconfigure devices)					
GO	NAME	TYPE	 ACCESS PORTS	 SWITCHED OUTLETS	SOFTWARE IMAGE
	 R1	Cisco 2621	AS 1 PORT 0	SOD 2 OUTLET 1	c2600-jk8s-mz.122-12g.bin
	 R2	Cisco 2621	AS 1 PORT 1	SOD 2 OUTLET 2	c2600-jk8s-mz.122-12g.bin
	 R3	Cisco 2621	AS 1 PORT 2	SOD 2 OUTLET 3	c2600-jk8s-mz.122-12g.bin
	 R4	Cisco 2621	AS 1 PORT 3	SOD 2 OUTLET 4	c2600-jk8s-mz.122-12g.bin











POD 1 - PCs AND SERVERS (click the GO buttons to reconfigure)							
GO	NAME	PC ID	STATUS	TYPE	ACCESS	CONTROL IP	OPERATING SYSTEM
	 PC1a	1	ONLINE	ABSENT	NULL		
	 PC1b	2	ONLINE	ABSENT	NULL		
	 PC2	3	ONLINE	ABSENT	NULL		
	 PC3	4	ONLINE	ABSENT	NULL		
	 PC4	5	ONLINE	ABSENT	NULL		











POD 1 - CONTROL SWITCH				
SWITCH ID	POD PORT RANGE	BASE VLAN	VLAN POOL	
 1	1-8	100	100-107	


# NetLab Pod 2

## CIS Lab Spring 2007

POD 2 - STATUS				
POD ID	POD NAME	STATUS	ACTIVITY	POD TYPE
2	POD 2: CIS 185 (2621)	 ONLINE	IDLE	<b>CUATRO ROUTER POD</b>     4 routers, PCs



POD 2 - ROUTERS, SWITCHES, AND FIREWALLS (click on the GO buttons to reconfigure devices)					
GO	NAME	TYPE	 ACCESS PORTS	 SWITCHED OUTLETS	SOFTWARE IMAGE
	 R1	Cisco 2621	AS 1 PORT 4	SOD 2 OUTLET 5	c2600-jk8s-mz.122-12g.bin
	 R2	Cisco 2621	AS 1 PORT 5	SOD 2 OUTLET 6	c2600-jk8s-mz.122-12g.bin
	 R3	Cisco 2621	AS 1 PORT 6	SOD 2 OUTLET 7	c2600-jk8s-mz.122-12g.bin
	 R4	Cisco 2621	AS 1 PORT 7	SOD 2 OUTLET 8	c2600-jk8s-mz.122-12g.bin















POD 2 - PCs AND SERVERS (click the GO buttons to reconfigure)							
GO	NAME	PC ID	STATUS	TYPE	ACCESS	CONTROL IP	OPERATING SYSTEM
	 PC1a	6	ONLINE	ABSENT	NULL		
	 PC1b	7	ONLINE	ABSENT	NULL		
	 PC2	8	ONLINE	ABSENT	NULL		
	 PC3	9	ONLINE	ABSENT	NULL		
	 PC4	10	ONLINE	ABSENT	NULL		


POD 2 - CONTROL SWITCH				
SWITCH ID	POD PORT RANGE	BASE VLAN	VLAN POOL	
 1	9-16	110	110-117	

# NetLab Pod 3

## CIS Lab Spring 2007



POD 3 - STATUS				
POD ID	POD NAME	STATUS	ACTIVITY	POD TYPE
3	POD 3: CIS 82 (1721)	 ONLINE	IDLE	<b>BASIC ROUTER POD</b>  3 Routers









POD 3 - ROUTERS, SWITCHES, AND FIREWALLS (click on the GO buttons to reconfigure devices)					
GO	NAME	TYPE	 ACCESS PORTS	 SWITCHED OUTLETS	SOFTWARE IMAGE
	 R1	Cisco 1721	 AS 1 PORT 8	 SOD 1 OUTLET 1	c1700-k9c3sy7-mz.122-15.T16.bin
	 R2	Cisco 1721	 AS 1 PORT 9	 SOD 1 OUTLET 2	c1700-k9c3sy7-mz.122-15.T16.bin
	 R3	Cisco 1721	 AS 1 PORT 10	 SOD 1 OUTLET 3	c1700-k9c3sy7-mz.122-15.T16.bin


POD 3 - CONTROL SWITCH				
SWITCH ID	POD PORT RANGE	BASE VLAN	VLAN POOL	
 2	1-3	120	120-122	

# NetLab Pod 4

## CIS Lab Spring 2007



POD 4 - STATUS				
POD ID	POD NAME	STATUS	ACTIVITY	POD TYPE
4	POD 4: CIS 82 (2620)	 ONLINE	IDLE	 <b>BASIC ROUTER POD</b> 3 Routers















POD 4 - ROUTERS, SWITCHES, AND FIREWALLS (click on the GO buttons to reconfigure devices)					
GO	NAME	TYPE	 ACCESS PORTS	 SWITCHED OUTLETS	SOFTWARE IMAGE
	 R1	Cisco 2620	AS 1 PORT 11	SOD 1 OUTLET 4	c2600-jk8s-mz.122-12g.bin
	 R2	Cisco 2620	AS 1 PORT 12	SOD 1 OUTLET 5	c2600-jk8s-mz.122-12g.bin
	 R3	Cisco 2620	AS 1 PORT 13	SOD 1 OUTLET 6	c2600-jk8s-mz.122-12g.bin


POD 4 - CONTROL SWITCH				
SWITCH ID	POD PORT RANGE	BASE VLAN	VLAN POOL	
 2	4-6	130	130-132	

# NetLab Pod 5

## CIS Lab Spring 2007



POD 5 - STATUS				
POD ID	POD NAME	STATUS	ACTIVITY	POD TYPE
5	POD 5: CIS 82 (1720)	 ONLINE	IDLE	 <b>BASIC ROUTER POD</b> 3 Routers









POD 5 - ROUTERS, SWITCHES, AND FIREWALLS (click on the GO buttons to reconfigure devices)					
GO	NAME	TYPE	 ACCESS PORTS	 SWITCHED OUTLETS	SOFTWARE IMAGE
	 R1	Cisco 1720	 AS 1 PORT 14	 SOD 1 OUTLET 7	c1700-k9a3sy7-mz.122-15.T16.bin
	 R2	Cisco 1720	 AS 1 PORT 15	 SOD 1 OUTLET 8	c1700-k9a3sy7-mz.122-15.T16.bin
	 R3	Cisco 1720	 AS 1 PORT 16	 SOD 3 OUTLET 1	c1700-k9a3sy7-mz.122-15.T16.bin

POD 5 - CONTROL SWITCH				
SWITCH ID	POD PORT RANGE	BASE VLAN	VLAN POOL	
 2	7-9	140	140-142	

# NetLab Pod 6

## CIS Lab Spring 2007

POD 6 - STATUS				
POD ID	POD NAME	STATUS	ACTIVITY	POD TYPE
6	POD 6: GIS 82 (1721)	 ONLINE	IDLE	<b>BASIC ROUTER POD</b>  3 Routers

POD 6 - ROUTERS, SWITCHES, AND FIREWALLS (click on the GO buttons to reconfigure devices)					
GO	NAME	TYPE	 ACCESS PORTS	 SWITCHED OUTLETS	SOFTWARE IMAGE
	 R1	Cisco 1721	<a href="#">AS 1</a> PORT 17	<a href="#">SOD 3</a> OUTLET 2	c1700-k9o3sy7-mz.122-15.T16.bin
	 R2	Cisco 1721	<a href="#">AS 1</a> PORT 18	<a href="#">SOD 3</a> OUTLET 3	c1700-k9o3sy7-mz.122-15.T16.bin
	 R3	Cisco 1721	<a href="#">AS 1</a> PORT 19	<a href="#">SOD 3</a> OUTLET 4	c1700-k9o3sy7-mz.122-15.T16.bin

POD 6 - CONTROL SWITCH				
SWTCH ID	POD PORT RANGE	BASE VLAN	VLAN POOL	
 2	10-12	150	150-152	